



HEAT & GLO
LifeStyleCollection



Montana
Outdoor Woodburning
Fireplace

Build a fire & create an experience

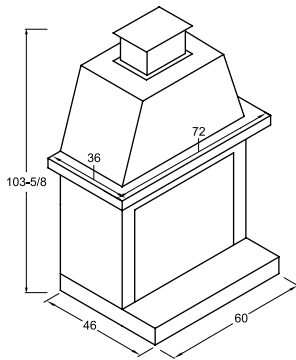
The world's first outdoor manufactured woodburning fireplace.

This changes everything. The simple addition of a fire can transform any ordinary room into a great room –and now the same is true for the great outdoors. Montana is built to withstand anything Mother Nature can dish out. So turn your existing patio into a cozy nook. Or design an entire outdoor entertainment area around the magic of fire.

Montana Specifications

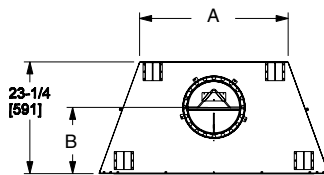
| MODEL | HEIGHT | | FRONT WIDTH | | BACK WIDTH | | DEPTH | | GLASS SIZE |
|-------------|--------|---------|-------------|---------|------------|---------|--------|---------|-------------|
| | Actual | Framing | Actual | Framing | Actual | Framing | Actual | Framing | |
| MONTANA-36" | 42-1/4 | 42-3/8 | 42 | 43 | 25 | 43 | 23-1/4 | 24-1/8 | 36 x 23-1/2 |
| | | | | | | | | | |
| MONTANA-42" | 42-1/4 | 42-3/8 | 48 | 49 | 31 | 49 | 23-3/4 | 24-1/8 | 42 x 23-1/2 |
| | | | | | | | | | |

Outdoor Elements

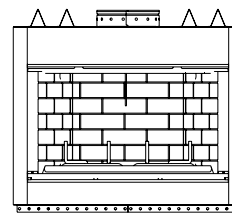


Montana

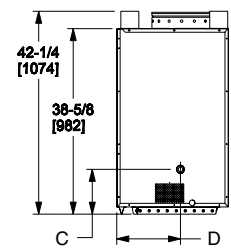
Top View



Front View



Side View



| SIZE | A | B | C | D |
|-------------|-----------|---------------|---------------|-----------------|
| MONTANA 36" | 25" [786] | 13-7/8" [352] | 9.33" [236.9] | 13.24" [337] |
| MONTANA 42" | 31" [786] | 13-3/4" [351] | 9-3/8" [237] | 13-1/4" [336.4] |

Drawings below represent the 36" and 42" combined.


Dimensions above are in inches. Reference dimensions only. We recommend measuring individual units at installation. Assumes the use of 1/2" Sheetrock. NOTE: Non-combustible material is allowed over this dimension. Make sure you do NOT cover the decorative door opening.

Refer to installation manual for detailed specifications on installing this product. Heat & Glo reserves the right to update units periodically. Pictures in this brochure are not true representation of the fireplace, and/or finishes.

Outdoor Elements options Mix and match these stucco and tile colors to complement your home.



STUCCO



TILE



*Standard colors. All other colors are available by special order.

Montana Features

- Durable stainless steel construction
- Patented drain channels minimize effects of weather
- Clean face design
- 36" & 42" firebox opening
- Realistic brick refractory
- Stainless steel grate and mesh firescreen
- UL Listed
- Optional outdoor gas logs for Montana 42"
- Gas access on two sides
- 52,000 Btu/Hour Input (with optional LP gas logs)
- 61,000 Btu/Hour Input (with optional natural gas logs)
- Patented Technology
- 15 year limited warranty*

*For complete warranty information go to www.heatnglo-lifestyle.com

Cover Photo: Montana outdoor fireplace finished in Darkland tile and Tortilla stucco.

HEAT & GLO
LifeStyleCollection

20802 Kensington Boulevard, Lakeville, MN 55044
(888) 427-3973 (952) 985-6000

Email: info@heatnglo.com • Web: heatnglo.com

A brand of Hearth & Home Technologies, Inc.



B-Montana 7/05