



OPTIONALS

HOW TO BUILD YOUR CHATEAU SERIES DV FIREPLACE

Follow these 6 simple steps to customize the look and performance of your Country Chateau fireplace.

1 CHOOSE YOUR SIZE

A) Chateau 30 – heats up to 1,400 sq. ft.



B) Chateau 42 – heats up to 2,250 sq. ft.




2 CHOOSE YOUR FACE

A) Arch – Select frame finish




Black
Brushed Nickel
Black Nickel
Gold



B) Classic – Select frame finish



Black
Brushed Nickel
Black Nickel
Gold



C) Screen



D) Foundry



E) Cast Pillar (Chateau 30 only)



Cast Pillar Face with Filigree Grilles



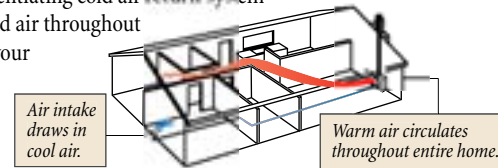
Cast Pillar Face with Bar Grilles

3 BRICK OPTIONS



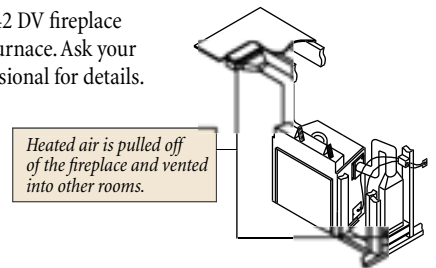
4 WHOLE HOME COMFORT SYSTEM

A pressure differentiating cold air return system to circulate heated air throughout your home. Ask your Country Stoves professional for details.



5 FORCED AIR DUCT KIT (Chateau 42 only)

Allows your Chateau 42 DV fireplace to act as a forced air furnace. Ask your Country Stoves professional for details.



6 REMOTE THERMOSTAT (Chateau 42 only)

Adjust the comfort level of your room or home with a convenient hand-held remote thermostat. Wall mounted thermostat also available. Ask your Country Stoves professional for details.

