

COUNTRY VISION 25/35 GAS STOVE

FREESTANDING DIRECT VENT GAS STOVE



*Vision 25/35 shown
with optional gold trim kit.*

COUNTRY'S VISION 25/35: CUSTOM QUALITY, BEAUTY AND WARMTH

Country's Vision 25/35 freestanding gas stove is a gorgeous merging of classic hand-crafted quality and sleek modern styling. In addition to providing the warmth and beauty that Country is famous for, this stove boasts a head-turning contemporary design that will instantly become the focal point of any room. The Vision's unique three-sided design allows it to be viewed from almost any angle, increasing installation options and providing a full, open view of the dramatic fire.

The Vision 25/35 is available in two different BTU ranges to fit a variety of heating needs (25,000 BTU's or 35,000 BTU's). With its clean, simple design the Vision adds an air of sophistication to any décor. The hand-crafted quality and true Limited Lifetime Warranty that accompany all of Country's products will ensure that the Vision 25/35 brings you and your home a lifetime of warmth.

FEATURES:

- 3-sided glass provides an open view from almost any angle
- 369 sq. inches of total viewing area
- Available to fit a range of heating needs - Choose 25,000 or 35,000 BTU's
- Multi-sided design provides additional installation options
- Beautiful dancing flames fill the entire viewing area
- Wide open glowing ember bed
- Elegant contemporary design - Customize the look with brushed nickel, gold or black accents
- No hearth pad required when installed on non-combustible floor or carpet (with less than 1-1/2" pile)
- Heavy 14-gauge steel construction - designed to last a lifetime
- Standard 155 CFM variable speed blower

**COUNTRY STOVES**
A LIFETIME OF WARMTH



Options and Specifications for the Vision 25/35 Direct Vent Gas Stove

THESE SPECIFICATIONS ARE FOR REFERENCE ONLY. DO NOT USE FOR INSTALLATION.

OUR COMMITMENT:

For the last 27 years, we have prided ourselves on creating the finest, hand-crafted stoves available.

We've grown and changed over the years, but we haven't lost what made us successful to begin with – a commitment to providing you and your family a lifetime of warmth.

LIMITED LIFETIME WARRANTY:

We are proud to stand behind our stoves and we prove it by offering a Limited Lifetime Warranty on all of our products. See your Country Stoves professional for more details.

SPECIFICATIONS	
VISION 25/35 GAS STOVE	
VISION 25	VISION 35
HEATING CAPACITY*	
800 - 1,250 sq. ft.	1,175 - 1,750 sq. ft.
BTU INPUT - HIGH	
25,000 NG	35,000 NG
25,000 LP	35,000 LP
BTU INPUT - LOW	
17,500 NG	23,000 NG
18,000 LP	23,500 LP
DIRECT VENT 6-5/8" PIPE	
Simpson DuraVent	
BLOWER (INCLUDED)	
155 CFM Variable Speed	
STEADY STATE EFFICIENCY**	
82%-85% Natural Gas and Propane	

These specifications are for reference only and shall not be used for actual installation. Use installation instructions for actual installation.

* Heating capacity varies due to home insulation, floor plan and climate.

** Efficiency varies slightly with various pipe configurations.

COUNTRY SIGNATURE STOVES

These are not assembly line produced heaters, but premium hand-crafted appliances. Each stove is constructed almost entirely by a single craftsman, giving the builder a special pride and responsibility in workmanship – assuring you a lifetime of warmth.



This appliance must be installed in accordance with local building codes.

VISION 25/35 FREESTANDING GAS STOVE FEATURES:

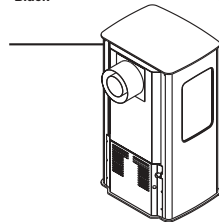
Now you can customize your Vision 25/35 to match your taste and your home. The louvers, ash lip, and window accents are all available in your choice of black, gold, or brushed nickel. See your local Country Stoves professional for more information about design options available to you.



Black

Gold

Brushed Nickel



Staying true to its simple and clean design, the Vision 25/35 is a rear vented stove. With the chimney out of view and out of your way the wall space above your stove is left open.




CONTROL PANEL

Easy-access controls are conveniently located on the front of the unit, yet completely concealed.

BURN

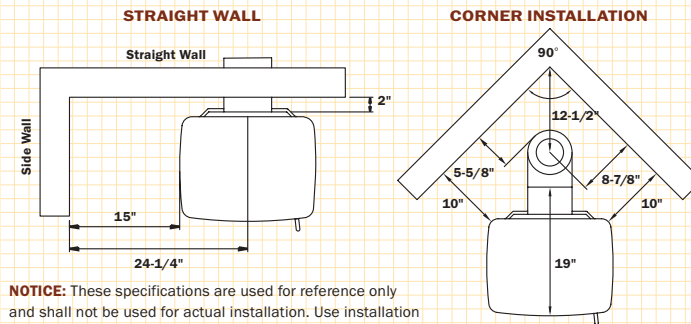
Advanced burn technology provides a glowing ember bed and dancing flames for the look of a real wood fire.



REMOTE THERMOSTAT

For added convenience the Vision 25/35 is compatible with remote or wall mounted thermostats. Ask your dealer for details.

INSTALLATION DIMENSIONS:



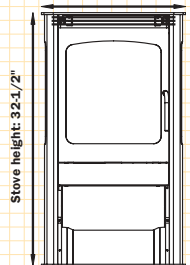
NOTICE: These specifications are used for reference only and shall not be used for actual installation. Use installation instructions for actual installation.

Safety Notes:

- ▲ No hearth pad is required if installing on non-combustible floor, wood, high-pressure laminate wood flooring or carpet with pile less than 1-1/2" inches.
- ▲ This appliance is installed in accordance with local building codes. In absence of local codes, with the current national fuel code, ANSI Z223.1. This Gas Vented Room Heater tested in accordance with ANSI Z21.88 1998, & UL 307-B by OMNI Environmental.

FRONT VIEW

Stove width: 18-1/2"



YOUR AUTHORIZED COUNTRY STOVES DEALER



COUNTRY STOVES, INC.
 P.O. Box 959, Auburn, WA 98071-0959
 www.countrystoves.com

