

Copper Termination Caps



HEAT & GLO™
Where everything comes together



Termination Caps

Smartly designed
& beautifully finished

Options, options & more options

From smart, basic, do-it-all solutions to architecturally significant designs, Heat & Glo offers a variety of termination caps to meet the needs and match the style of any home.

Copper Termination Caps

The first premium termination caps designed to work with masonry and Heat & Glo factory-built fireplaces. Classically styled in beautiful, dramatic copper with an aged, patina finish.

Gas Direct Vent Termination Caps

HORIZONTAL



DVP-TRAP1/DVP-TRAP2/SLK-01TRD
A great, multi-purpose solution

COOL-ADD Adds a safe, cool-touch option for high traffic areas (for use with DVP-TRAP1, DVP-TRAP2 and SLK-01TRD)

DRC-RADIUS Decorative paintable cover blends with exterior siding and provides a secondary safety barrier (for use with DVP-TRAP1, DVP-TRAP2 and SLK-01TRD)

DVP-FBHT The first and only FireBrick™ termination cap designed to complement higher-end stone and stucco exteriors

SL-HRC/SL-HRC-ZC/DVP-HRC/DVP-HRC-ZC Termination cap specifically designed for the wind and water challenges of high-rise installations

VERTICAL



DVP-TVHW Built specifically for high wind areas









TCG375 Terra cotta finish provides a traditional, masonry-like look and feel (for direct vent and b-vent, must be used with DVP-TV or DVP-TVHW)



CT-Pawn, CT-Queen, CT-King, CT-Bishop, CT-Knight
Classically styled with an aged, copper patina finish (for DVP and masonry)

Wood Termination Caps **SL300 Series Pipe** **SL1100 Series Pipe**

VERTICAL

	TR344 Round. Our hard-working, all-purpose cap	TR11 Round. Our hard-working, all-purpose cap
	TR342 Round. Our hard-working, all-purpose cap (telescoping version)	TR11T Round. Our hard-working, all-purpose cap (telescoping version)
	LDS33 Shroud. Adds a decorative option to the round termination cap (must be used with TR344/TR342)	LDS33 Shroud. Adds a decorative option to the round termination cap (must be used with TR344/TR342)
	LDS46 Shroud. Adds a decorative option to the round termination cap (must be used with TR344/TR342)	LDS46 Shroud. Adds a decorative option to the round termination cap (must be used with TR344/TR342)
	TS345 Trapezoid. Commanding shape makes a modern statement (for multiple chase-top installations)	
	TS345P Trapezoid. Commanding shape makes a modern statement (for multiple chase-top installations)	
	ST375 Square. Compatible design works with any chase top	ST1175 Square. Compatible design works with any home
	ST375SS Square. Compatible design works with any chase top (stainless steel)	ST1175SS Square. Compatible design works with any home (stainless steel)
	TCT375 Terra cotta finish provides a traditional, masonry-like look and feel	TCT1175 Terra cotta finish provides a traditional, masonry-like look and feel
	CT3-Pawn, CT3-Queen, CT3-King, CT3-Bishop, CT3-Knight Classically styled with an aged, copper patina finish	CT11-Pawn, CT11-Queen, CT11-King, CT11-Bishop, CT11-Knight Classically styled with an aged, copper patina finish

For complete information and valuable assistance on these models, please contact us at:

HEAT & GLO

20802 Kensington Boulevard, Lakeville, MN 55044
(888) 427-3973 (952) 985-6000

Email: info@heatnglo.com
Web: heatnglo.com

A brand of Hearth & Home Technologies, Inc.

