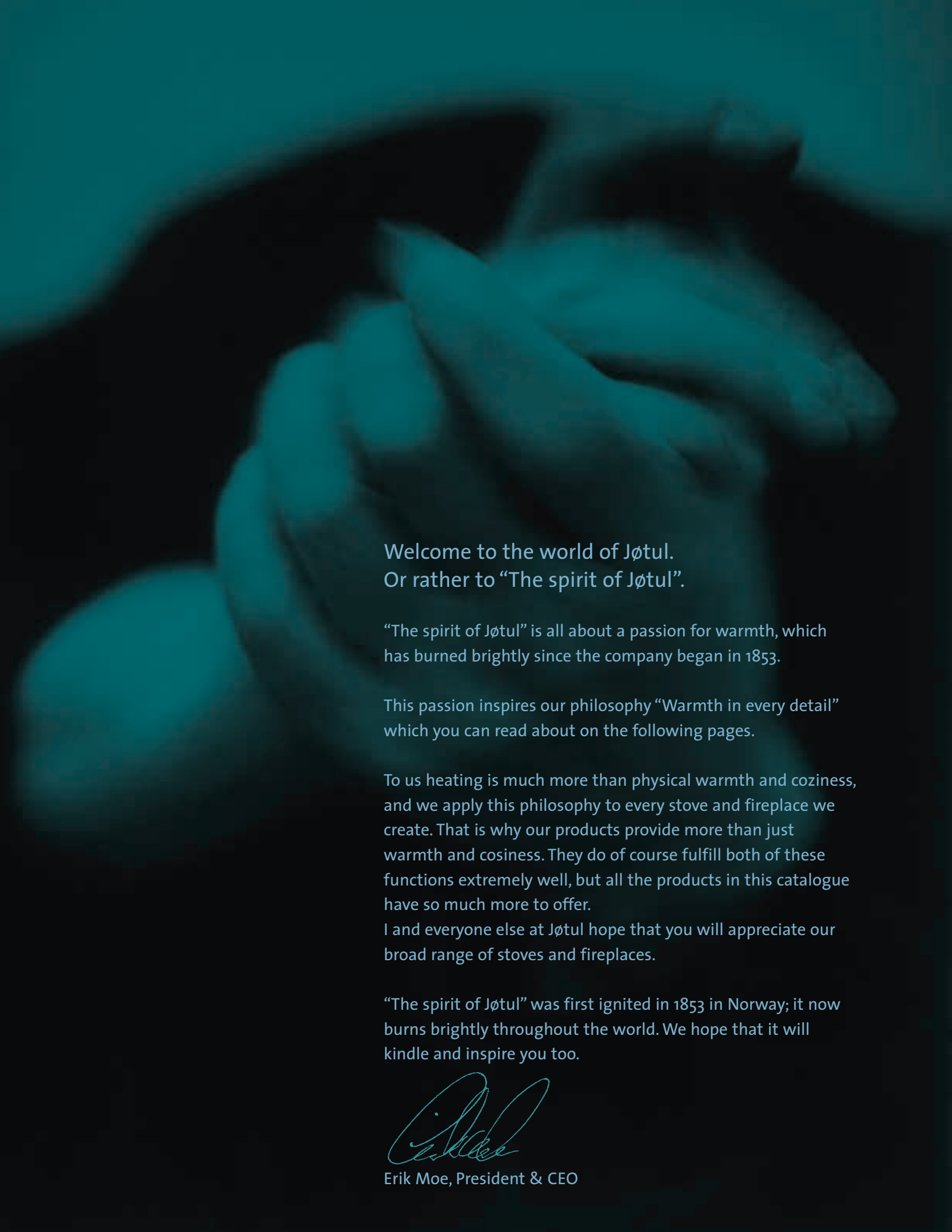




Woodstoves
and Wood Inserts





Welcome to the world of Jøtul.
Or rather to “The spirit of Jøtul”.

“The spirit of Jøtul” is all about a passion for warmth, which has burned brightly since the company began in 1853.

This passion inspires our philosophy “Warmth in every detail” which you can read about on the following pages.

To us heating is much more than physical warmth and coziness, and we apply this philosophy to every stove and fireplace we create. That is why our products provide more than just warmth and coziness. They do of course fulfill both of these functions extremely well, but all the products in this catalogue have so much more to offer.

I and everyone else at Jøtul hope that you will appreciate our broad range of stoves and fireplaces.

“The spirit of Jøtul” was first ignited in 1853 in Norway; it now burns brightly throughout the world. We hope that it will kindle and inspire you too.



Erik Moe, President & CEO

the spirit of Jøtul

Contents

Jøtul Warmth Philosophy	4
Jøtul F 602 CB	6
Jøtul F 118 CB Black Bear	8
Jøtul F 100 Nordic QT	10
Jøtul F 3 CB	12
Jøtul F 400 Castine	14
Jøtul F 500 Oslo	16
Jøtul F 600 Firelight CB	18
Jøtul C 450 Kennebec	20
Technical Information	22

Jøtul's warmth philosophy

Where most people consider warmth to mean heating and coziness, experience has taught us there is much more to it than that. In fact, there are six types of warmth: physical warmth and atmospheric warmth, in addition to visual, convenient, durable and sustainable warmth.

We combine our warmth philosophy, Warmth in every detail, with a rich tradition for fine craftsmanship. In doing so we design cast iron stoves and fireplaces that create the ultimate warmth experience.

Physical warmth

To us, heating is not about creating the highest temperature, it is about creating the most comfortable temperature. Due to an optimum combination of convected and radiated heat our products can provide the most comfortable heat in the most efficient manner. Furthermore, our clean burn technology ensures that up to 90% of the particles and gasses in the smoke are burned, minimizing smoke emission and reducing the chance of smoke entering the room.



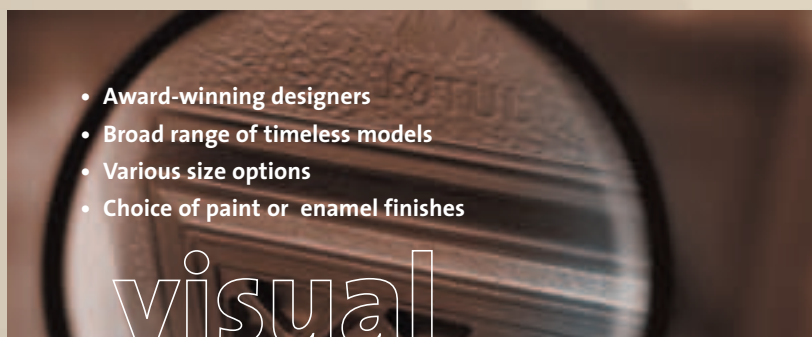
Atmospheric warmth

Nothing creates an intimate atmosphere quite like a gently crackling fire. And nothing calms you quite like the image of a flame dancing hypnotically on a glowing log. We have always believed in the seductive powers of the visible flame. For this reason, we have developed pioneering flame technology to achieve the perfect flame at all times. Furthermore, we design our hearth products with optimal fire viewing areas, so that our customers can enjoy the full effect.



Visual warmth

The atmosphere produced by a stove or fireplace is largely dependent on the aesthetic message it sends out. We aim to create a lasting impression in the home and follow our own "design for generations" ideal to give our stoves and fireplaces a timeless appeal. We collaborate with acclaimed design houses in order to design award-winning stoves and fireplaces that outlive trends and retain their timeless beauty for decades.



- Easy to operate
- Problem-free maintenance
- Wipe-clean glass and enamel surfaces
- Simple installation and part replacement

convenient

- Dependable cast iron durability
- 5-year manufacturing guarantee
- Minimum 10-year part availability
- Cast iron heritage since 1853

durable

- Minimal smoke emissions
- Recycled materials
- Hydroelectric-powered production facilities

sustainable

Convenient warmth

We put an enormous amount of effort into our hearth products so our customers don't have to. The hearth is the centre-piece of the home – it is an essential part of everyday life – and for this reason it should represent total functionality. Everything about a Jøtul product is geared towards our customers' convenience: it is easy to install, easy to use, easy to clean and easy to maintain. Life is already complicated enough, so we make its pleasures a little easier to enjoy.

Durable warmth

Owning a Jøtul stove or fireplace is a lasting experience. Since 1853 we have employed the finest handcrafting techniques in order to provide our customers with long-lasting, durable warmth. Warmth they can trust. Because where fire is involved, safety and security are vital. Cast iron delivers the highest standard of strength and durability. As one of the world's oldest cast iron stove and fireplace manufacturers, no company delivers a longer lasting promise of quality.

Sustainable warmth

Our understanding of warmth enables us to create the ultimate experience of warmth. Without compromise. All the cast iron we use is recycled. And by relying mostly on hydroelectric power to smelt recycled iron, we keep polluting emissions to an absolute minimum. Furthermore, our clean burn technology ensures that our products boast the most efficient use of energy which also reduces the volumes of particles emitted into the atmosphere. This means our customers can light their hearth products with minimal effect on the environment.

Jøtul F 602 CB

Non-Catalytic Woodstove

The Jøtul F 602 CB “Little Giant” is the very definition of “classic”. This is the world’s most popular woodstove—over 1,000,000 of these fine stoves have been produced, making it Jøtul’s largest selling woodstove worldwide. Options include a screen for open door fire viewing and a rear heatshield. This “Little Giant” exemplifies Jøtul’s design approach to clean burning and efficient cast iron stoves.

Options

Rear heatshield

Screen for open door fire viewing (shown at right)



Classic Matte Black Paint



Features

Furniture quality cast iron construction

One easy air control lever operates the entire stove

Durable cast iron firebox

Air washed glass provides a clear view of flames

Smallest woodstove on the market with detailed lattice door and decorative side panel motif

Alcove approved for both the US and Canada

Standard bottom heatshield

Rear or top exit flue collar with adapter

Incorporates Jøtul non-catalytic clean burn technology

Fully functional cookplate

5 year limited warranty



Jøtul F 602 CB

*Jøtul F 602 CB
shown here in Classic
Matte Black Paint*

Jøtul F 118 CB Black Bear

Non-Catalytic Woodstove

Jøtul's most popular and most imitated wood stove is back! Winner of the 2005 Vesta Design & Technology award, the Jøtul F 118 CB Black Bear combines the simple elegance and utility of the original Jøtul 118, with modern solid fuel combustion technology. Incorporating Jøtul's new Crossflow™ non-catalytic secondary combustion system and our legendary front-to-back "cigar burn", this stove is the pinnacle of clean burn efficiency and maximum burn time. Holding strong to its Norwegian roots the Jøtul F 118 CB Black Bear still features the decorative front plate that translates as follows: "I built me a flame late one night. When day is done, God will my flame never die." Options include a screen for open door fire viewing and rear and side heat shields.

Options

Screen for open door fire viewing
(shown at right)

Side heatshield

Rear heatshield



Classic Matte Black Paint



Features

Revolutionary Jøtul CrossFlow™ non-catalytic secondary combustion system assures minimum emissions and high efficiency

Legendary Front-to-Back "cigar burn" promotes maximum burn time, minimum coals

Finely-sculpted cast iron construction

Jøtul FlashFire™ air control system provides additional heat output instantly

Air washed glass provides the golden ambiance of a clear view of flames

Standard bottom heatshield

Multi-directional (rear, top, or side) flue exit capability

Jøtul 2-Stage Heat Exchange System among the industry's largest

Fully functional polished cookplate



Jøtul F 118 CB Black Bear

Jøtul F 118 CB Black Bear
shown here in classic Matte
Black Paint

Jøtul F 100 Nordic QT

Non-Catalytic Woodstove

Jøtul has done it again! Based on the remarkable success of its gas stove cousin the Jøtul F 100 Nordic QT continues our tradition of clean-burn woodburning design and innovation. With its handsome decorative pattern based on the traditional Norwegian sweater, this little stove is the perfect space heater for cottages, camps & smaller living areas.


Options

Flue collar heatshield
(used with double wall
connector pipe)

Long leg kit (Increases
height by 2 1/4")
(shown at right)

Choice of three colors

Jøtul Double "Heat Cleats™"



Classic Matte Black Paint



Blue/Black Porcelain Enamel



Jøtul Iron™ Enamel



Features

Largest fire viewing area for any cast iron woodstove this size

Manufactured with built-in rear & bottom heatshields, which provide excellent clearances when using double wall chimney connector

Durable cast iron firebox

Alcove approved for US and Canada

Jøtul Simplex™ non-catalytic clean burn system puts more heat into the room without sacrificing fuel load capacity

Rear or top vent

Full view air washed glass provides a clear view of flames

Decorative burn plates

Proven spring-loaded door latch system recognized as industry's finest

Easy-to-remove baffle for chimney cleaning

Jøtul Double "Heat Cleats™" - increase cast iron surface area for better heating efficiency (see photo)

5 year limited warranty



Jøtul F 100 Nordic QT

*Jøtul F 100 Nordic QT
shown here in Blue/Black
Porcelain Enamel*

Jøtul F 3 CB

Non-Catalytic Woodstove

The Jøtul F 3 CB is the world's best value for your heating dollar and is the best selling small cast iron woodstove in North America. Jøtul has developed and manufactured the first complete line of non-catalytic woodstoves with open door fire viewing. How did we improve on this? Simple. We added a short leg kit for fireplace installations, an optional screen for open door fire viewing and a choice of three enamel colors besides our classic Matte Black Paint. Options!

Options

Short leg kit for fireplace installations (reduces height by 2 1/4")

Screen for open door fire viewing (shown at right)

Choice of four colors



Classic Matte Black Paint



Blue/Black Porcelain Enamel



Jøtul Iron™ Enamel



Ivory Porcelain Enamel



Features

Manufactured with built-in rear & bottom heatshields, which provide excellent clearances when using double wall chimney connector

Durable cast iron firebox

Easy access, integrated, oversized ash pan for easy cleanup

Alcove approved for the US & Canada
Incorporates Jøtul non-catalytic clean burn technology

Ability to rear vent, top vent, or side vent

Air washed glass provides a clear view of flames

Proven spring-loaded door latch system recognized as the industry's finest

5 year limited warranty



*Jøtul F 3 CB shown here in
Jøtul Iron™ Enamel*

Jøtul F 3 CB

Jøtul F 400 Castine

Non-Catalytic Woodstove

Jøtul's medium-sized single door, non-catalytic woodstove just got better, with enhanced fire viewing and air wash performance. Featuring meticulous craftsmanship and design, the Jøtul F 400 Castine will provide a warm, wonderful centerpiece for your hearth and home. Created by award winning designers, this stove has a unique nautical theme which highlights the tradition of seacoast living, a lifestyle shared by residents of Maine and Norway. We have added versatility so anyone can find a place in their home for this treasure. Options include a screen for open door fire viewing, a short leg kit for installation into an existing fireplace, mobile home approved leg bracket kit, outside air adapter, rear heatshield, and a choice of three enamel colors or Classic Matte Black Paint.

Options

- Screen for open door fire viewing
(shown at right)

- Short leg kit for fireplace
installations
(reduces height by 2 1/4")

- Floor bracket kit

- Rear heatshield

- Choice of four colors



Classic Matte Black Paint



Blue/Black Porcelain Enamel



Jøtul Iron™ Enamel



Ivory Porcelain Enamel



Features

- New and improved air-washed glass provides a clear view of flames

- Graceful single door with Gothic arch offers open door fire viewing...an industry pioneer!

- Decorative interior burn plates add to nautical theme

- Easy access bottom ash pan

- Standard bottom heatshield

- One easy air control lever operates the entire stove

- Incorporates Jøtul non-catalytic clean burn technology with open door fire viewing

- Excellent clearances when using heatshields and double wall chimney connector

- Reversible 6" flue collar

- Furniture quality cast iron construction

- Proven spring-loaded door latch system recognized as the industry's finest

- 5 year limited warranty



Jøtul F 400 Castine

*Jøtul F 400 Castine
shown here in
Ivory Porcelain Enamel*

Jøtul F 500 Oslo

Non-Catalytic Woodstove

The Jøtul F 500 Oslo non-catalytic clean burn woodstove features both front and left side-loading convenience. With its handsome Gothic arch design and large fire viewing area, the Jøtul F 500 Oslo is the best selling large non-catalytic cast iron woodstove in North America. Options include a screen for open door fire viewing, a short leg kit for fireplace installations, mobile home approved leg bracket kit, outside air adapter, bottom and rear heatshields and a choice of three enamel colors or Classic Matte Black Paint.

Options

- Screen for open door fire viewing
(shown at right)
- Short leg kit for fireplace installations
(reduces height by 2 1/4")
- Floor bracket kit
- Bottom and rear heatshields
- Choice of four colors



Classic Matte Black Paint



Blue/Black Porcelain Enamel



Jøtul Iron™ Enamel



Ivory Porcelain Enamel



Features

Front and side ashlips

Air washed glass provides a clear view of flames

Front and left side-loading door – the industry's largest (left door is 10 1/2" x 10")

Proven spring-loaded door latch system recognized as the industry's finest

Easy access bottom ash pan

One easy air control lever operates the entire stove

Incorporates Jøtul non-catalytic clean burn technology ...plus open door fire viewing - an industry pioneer!

Reversible 6" flue outlet

Large enough to be used as a primary heat source

Excellent clearances when using heatshields and double wall chimney connector

Furniture quality cast iron construction

5 year limited warranty



Jøtul F 500 Oslo

*Jøtul F 500 Oslo shown here in
Blue/Black Porcelain Enamel*

Jøtul F 600 Firelight CB

Non-Catalytic Woodstove

Jøtul's top-of-the-line Firelight woodstove is now even more user friendly with the addition of our patented side door latch system. Durably built and superbly crafted the Jøtul F 600 Firelight CB offers both front and right side-loading convenience in a classic design inspired by colonial American furniture. The Jøtul F 600 Firelight CB is the largest non-catalytic cast iron woodstove in the world. With a screen for open door fire viewing, mobile home approved leg bracket kit, outside air adapter, bottom and rear heatshields, and a choice of three enamel colors or Classic Matte Black Paint, this is a complete home heating system with unparalleled design.

Options

Screen for open door fire viewing

Floor bracket kit

Bottom and rear heatshields

Choice of four colors



Features

Front and side ashlips

Graceful double doors with open door fire viewing – an industry pioneer!

Air-washed “clear view” glass provides a spectacular flame picture

Large firebox for extended burn time and may be used as a primary heat source

Front and right side-loading door – one of the industry's largest (10" x 9 1/2")

Easy access bottom ash pan

One air control lever operates entire stove

Furniture quality cast iron construction

Incorporates Jøtul non-catalytic clean burn technology with open door fire viewing

Reversible 6" flue outlet

Proven Jøtul spring-loaded side door latch recognized as the industry's finest

Excellent clearances when using heatshields and double wall chimney connector

5 year limited warranty

Classic Matte Black Paint



Blue/Black Porcelain Enamel




Jøtul Iron™ Enamel



Ivory Porcelain Enamel





Jøtul F 600 Firelight CB

*Jøtul F 600 Firelight CB
shown here in Blue/Black
Porcelain Enamel with
optional firescreen*

Jøtul C 450 Kennebec

Non-Catalytic Wood Burning Insert

Jøtul's signature Gothic arch double door design has been incorporated into our new wood burning insert – The Jøtul C 450 Kennebec. Our cast iron designers and our talented product development team took great pride in designing the Jøtul C 450 Kennebec to allow for over 20% more fire viewing area than its competitors. With its new classic cast iron surround panel, the Jøtul C 450 Kennebec is a medium-to-large heater that will add warmth to your hearth, heart and home. Standard features include cast iron surround panel (40"W x 30"H) with Gothic arch double doors. Options include two-speed heat activated blower fan, Tamarack surround panel, wide surround, and a choice of three colors.

Options

Blower fan kit

Tamarack lattice surround panel
(40"W x 30"H) (see photo)

Wide cast iron surround panel (see photo)
(48"W x 34"H – must be used with
standard surround)

Choice of three colors



Classic Matte Black Paint



Jøtul Iron™ Paint



Blue/Black Porcelain Enamel



Features

Largest fire viewing area (171 sq. in.) of any similar sized wood burning insert

Full view air washed glass provides a clear view of flames

Graceful double doors with signature Jøtul Gothic arch

Classic standard surround panel design that fits the majority of North American fireplaces

One easy control lever operates the entire stove

Precision depth adjustable firebox

5 year limited warranty



Jøtul C 450 Kennebec

*Jøtul C 450 Kennebec Wood Insert
shown here in Classic Matte Black Paint*



Model	Jøtul F 602 CB	Jøtul F 118 CB Black Bear	Jøtul F 100 Nordic QT	Jøtul F 3 CB
Combustion Technology	Non-Catalytic Clean Burn	Non-Catalytic Clean Burn	Non-Catalytic Clean Burn	Non-Catalytic Clean Burn
Construction	Cast Iron	Cast Iron	Cast Iron	Cast Iron
Height	25 1/4"	30 1/2"	22 1/2"	28"
Width	12 5/8"	14"	20 3/4"	22 7/8"
Depth**	21 1/4"	32 1/2"	17 1/2"	19 1/2"
Weight	160 lbs.	340 lbs	215 lbs.	265 lbs.
Flue Size	6" (w/standard adapter)	6" (w/standard adapter)	6"	6"
Minimum Hearth Dimensions	28 1/2" W x 45 1/2" D	30" W x 55" D	37" W x 38" D	39" W x 41" D
Height to Top of Flue				
Top	26 1/2"	31 1/2"	24"	28"
Rear	24 3/4"	30.0"	21 3/4"	25 1/2"
Rear w/ opt. short legs	n/a	n/a	n/a	23 1/4"
Log Length	up to 16"	up to 24"	up to 16"	up to 18"
Maximum Heat Output ¹	28,000 BTU/hr	55,000 BTU/hr	35,000 BTU/hr	42,000 BTU/hr
Heating Capacity ²	up to 800 sq. ft.	up to 1,600 sq.ft.	up to 1,000 sq. ft.	up to 1,300 sq. ft.
Overall Efficiency ³	68%	73%	71%	72%
Emissions	5.2 grams/hr	3.43 grams/hr	3.0 grams/hr	3.78 grams/hr
Burn Time	up to 5 hours	up to 8 hours	up to 6 hours	up to 7 hours
Clearance-Top Vent	US CAN	US CAN	US CAN	US CAN
Rear	13.5" 460mm	4" 102mm	11" 457mm	25" 635mm
Side	21" 535mm	35" 899mm	15" 380mm	24" 610mm
Corner	13" 330mm	26" 660mm	10" 255mm	18" 460mm

Clearances with Jøtul Rear Heatshield and Double Wall Insulated Chimney Connector

Rear	9"	230mm	4"	102mm	8"	205mm	10"	255mm*
Side	24"	610mm	35"	899mm	17"	430mm	18"	460mm*
Corner	9"	230mm	26"	660mm	10"	255mm	14"	355mm*

¹ Maximum Heat Output based on kg of dry wood burned per hour.

² Heating Capacity and Maximum Burn Time will vary depending on design of home, climate, wood type and operation.

³ Overall Efficiency is based on a burn rate of .75 kg wood per hour.

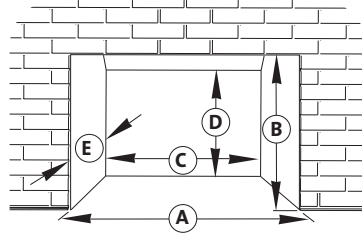
* Based on top exit only.

** Depth is overall depth with ashlip and smoke outlet included.

Minimum Fireplace Dimensions

- A: Front Width*27 1/2" (698 mm)
- B: Front Height23" (584 mm)
- C: Rear Width25 1/2" (648 mm)
- D: Rear Height21 1/2" (546 mm)
- E: Depth14" (355 mm)

*Note: Width dimension accommodates clearance for surround attachment to the front of the firebox



Clearances - US/CAN(mm)

(measured from centerline and hearth)

- 1" Side Trim - 20 3/4"/527
- Side Room Wall - 31 1/2"/800
- 3 1/2" Deep Mantel - 49 1/2"/1257
- Min. Ext. onto Hearth - 8 1/2"/216
- Max. Ext. onto Hearth - 12 1/2"/318
- Min. Depth into Fireplace -12 3/4"/324
- Max. Depth into Fireplace -16 3/4"/425 (Depth is at maximum hearth extension)
- Hearth Protection - 18"/458



Jøtul F 400 Castine

Non-Catalytic
Clean Burn
Cast Iron
28 1/4"
25 3/4"
23 1/4"
375 lbs.
6"

42" W x 44" D

29"
28 1/2"
25 3/4"
up to 20"

55,000 BTU/hr
up to 1,600 sq. ft.
73%
3.77 grams/hr
up to 8 hours

US	CAN
25"	635mm
19"	485mm
18"	460mm

Jøtul F 500 Oslo

Non-Catalytic
Clean Burn
Cast Iron
28 1/2"
28 1/4"
27 1/4"
445 lbs.
6"

54 1/2" W x 50 1/2" D

28 1/2"
28 1/4"
26"
up to 22"

70,000 BTU/hr
up to 2,000 sq. ft.
72%
3.2 grams/hr
up to 9 hours

US	CAN
18"	460mm
14"	355mm
13"	330mm

Jøtul F 600 Firelight CB

Non-Catalytic
Clean Burn
Cast Iron
31"
29"
26 1/2"
465 lbs.
6"

55" W x 50" D

31 1/2"
30 1/2"
n/a
up to 24"

81,500 BTU/hr
up to 2,500 sq. ft.
71%
4.1 grams/hr
up to 10+ hours

US	CAN
19"	485mm
13"	330mm
13"	330mm

Jøtul C 450 Kennebec

Non-Catalytic
Clean Burn
Cast Iron & Steel
22"
29"
25 3/4"
450 lbs.
6"

n/a
n/a
n/a
up to 20" (21"=firebox width)

55,000 BTU/hr
up to 1,600 sq. ft.
71%
4.4 grams/hr
up to 8 hours

Clearances with Jøtul Rear Heatshield and Listed Double Wall Insulated Chimney Connector

7"	180mm	6"	150mm	8"	205mm
15"	380mm	14"	355mm	13"	330mm
11"	280mm	9"	230mm	9"	230mm

Ask your authorized Jøtul Dealer about our full line of cast iron wood and gas stoves, inserts and fireplaces.



Jøtul North America
55 Hutcherson Drive
Gorham, Maine 04038

www.jotulflame.com

Warranty

Our 5 year warranty: a cast iron promise of quality. Jøtul guarantees the quality of its cast iron components against any defects in materials or workmanship for five years, subject to the exclusions and limitations noted on our warranty. For complete details, ask your Authorized Jøtul Dealer

Installation

Specifications and dimensions published in this brochure are intended to be used as guidelines for comparison only. Always consult the owner's manual in planning any installation.

Specifications and dimensions are subject to change without notice. Contact local building or fire officials regarding restrictions and installation inspection requirements in your area.

Photographs

Some settings for the photographs are for aesthetic purposes only and may not comply with installation requirements. Materials, specifications, accessories, colors, and models are subject to change without notice. Some models are shown with optional accessories.

BTU ratings are to be used as a guideline only, and do not imply a guarantee of the heating capacity of the unit.

Printed in U.S.A.
July 2005

**JØTUL®**

**Woodstoves
and Wood Inserts**